

IC-104AT

120V Line Voltage

4" IC Type Housing For Incandescent with Double Wall

Catalog #		Type
Project		Date
Prepared by		

INCANDESCENT


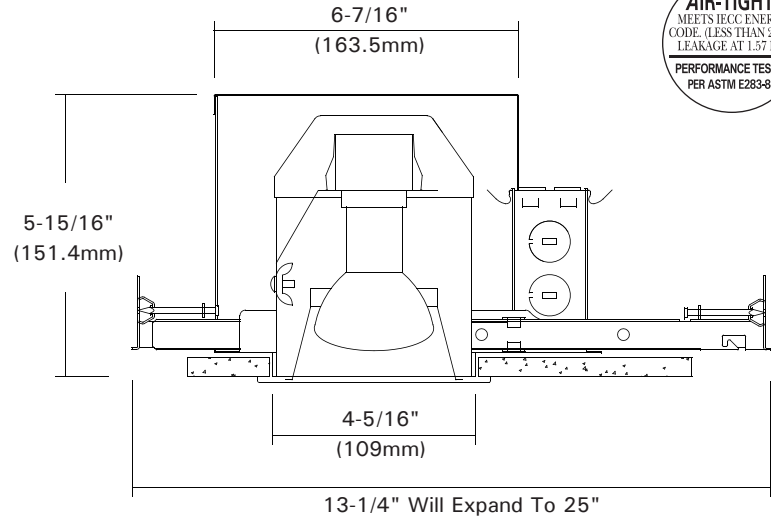


DESCRIPTION

The IC-104AT is a 4" aperture housing for PAR20 and R20 incandescent lamps.

APPLICATION

The IC-104AT is designed for insulated ceilings and can be in direct contact with insulation material. The IC-104AT offers a wide choice of trim types including reflector, lensed and wall wash trims. The AIR-TIGHT housing design prevents airflow through the ceiling, helping save on heating and cooling costs.



DESIGN FEATURES

Ceiling Cut-out : 4-3/8"

Lamp, Max, Watt. : 50W PAR20, R20, A19 / 60W PAR16

◦ Housing

- Double wall aluminum housing.
- 5-7/8" height allows use in 2"X6" joist construction.
- Housing adjusts for ceilings up to 1-1/4" thick.

◦ Junction Box

- Listed for through branch circuit wiring. (Max. 8 No 12 AWG 90°C branch circuit conductors. (4 in, 4 out))
- (5) 1/2" knockouts with true pry-out slots and (4) knockouts with Romex cable clamp.
- Ground wire provided on J-box.

◦ Mounting Frame

- Galvanized steel construction.
- 8-1/8" L x 6-3/8" W

◦ Bar Hangers

- Maximum extension of 24" allows for extra distance between joists.
- Housing can be positioned at any point within 24" joist span.
- Score lines allow "toolless" shortening for 12" joists. Bar hangers may be repositioned 90 degrees.
- Integral T-bar clips snaps onto T-bars and no additional clips are required.

◦ Just-A-Nail

- Pre-installed nail bars with vertical slots are used to evenly align the bars horizontally after nailing halfway into wood joists.

◦ Socket

- Medium base porcelain with nickel-plated copper screw shell.
- Snaps into bracket for consistent lamp positioning.

◦ Lamp

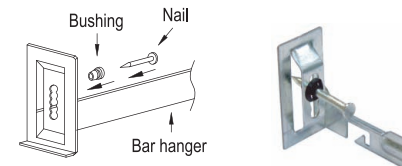
- Lamp ratings based on trim selected - See trim page for more details.

◦ Thermal Protector

- Self-resetting thermal protector in the housing deactivates fixture if overheating occurs due to improper lamping or insulation.

• Just-A-Nail

Adjustable nail hanger bar for easy alignment.



JUST-A-NAIL

• Optional "Quick Connect" Push-in wire connectors.

- Three "Quick Connectors"
- Pre-installed push-in wire connectors for fast and easy wiring.

• Compliance

- State of California Title 24.
- Washington State Energy Code.
- New York State Energy Conservation Construction Code.
- Energy Star Qualified.
- Certified AIR-TIGHT Under ASTM E283.

Trims

4" Incandescent Trims For

DL-104, DL-104R, IC-104AT

Catalog #		Type
Project		Date
Prepared by		

INCANDESCENT

TM-24B Metal Baffle
PAR20/R20-50W, PAR16-60W
 White Metal Trim Ring
 O.D : 4-7/8"



TM-24R Reflector
PAR20/R20-50W, PAR16-60W
 White Metal Trim Ring
 O.D : 4-7/8"




TM-25 Wall Wash
PAR20/R20-50W, PAR16-60W
 White Metal Trim Ring
 O.D : 4-7/8"



TM-25B Wall Wash w/ Baffle
PAR20/R20-50W, PAR16-60W
 White Metal Trim Ring
 O.D : 4-7/8"
 Symbol (R) is for Reflector




TM-28 Gimbal
PAR20/R20-50W
 White Metal Trim Ring
 O.D : 4-7/8"



TM-29B Slotted Wall Wash w/ Baffle
PAR20/R20-50W, PAR16-60W
 White Metal Trim Ring
 O.D : 4-7/8"



TM-34P Pin Hole w/ Baffle
PAR20/R20-50W, A19-50W
 White Metal Trim Ring
 O.D : 4-7/8"



TM-84E Eyeball
R20/PAR20-50W
 White Metal Trim Ring
 O.D : 4-7/8"



Trims


4" Incandescent Trims For

DL-104, DL-104R, IC-104AT

Catalog #		Type
Project		Date
Prepared by		

INCANDESCENT

TM-213 Frosted Lens w/ Clear Center
PAR20/R20-50W
White Metal Trim Ring
O.D : 4-7/8"




TM-215 Shower Fresnel Lens
PAR20/R20-50W
White Metal Trim Ring
O.D : 4-7/8"




TM-216 Shower Drop Opal Lens
PAR20/R20-50W
White Metal Trim Ring
O.D : 4-7/8"



TM-217 Shower Albalite Lens
PAR20/R20-50W
White Metal Trim Ring
O.D : 4-7/8"



TM-215-AS Frosted Flat Lens
PAR20/R20-50W
White Metal Trim Ring
O.D : 4-7/8"



ORDERING INFORMATION

Choose the catalog / finish codes that best suit your needs and enter it on the appropriate line.

TRIM MODEL	REFLECTOR	BAFFLE	METAL RING
	CL :Clear	WH :White	WH :White
	WH :White	BK :Black	BK :Black
	GD :Gold	SN :Satin Nickel	SN :Satin Nickel
	MA :Matte Platinum	AN :Antique Nickel	AN :Antique Nickel
	CP :Champagne	AC :Antique Copper	AC :Antique Copper
	PR :Pewter	MO :Mocha	MO :Mocha
	HC :Haze Clear	CA :Cappuccino	CA :Cappuccino
		CH :Chrome	CH :Chrome
		UN :Natural Steel	UN :Natural Steel
		PB :Polished Brass	PB :Polished Brass

Examples:

- TM-24B-BK-WH = White Trim Ring w/ Black Baffle
- TM-215-WH = Fresnel Lens w/ White Metal Ring
- TM-25R-CL-WH = White Wall Wash Trim Ring w/ Clear Reflector
- TM-28-AC = Antique Copper Gimbal Trim Ring
- TM-217-WH = Albalite Lens w/ White Metal Ring